

**enVision**<sup>®</sup> Mathematics

# Student and Family Guide to enVision Mathematics and Savvas Realize<sup>™</sup>



Hi, students and families! Welcome to **enVision** Mathematics and Savvas Realize.

Go to **SavvasRealize.com** to find your online **enVision** Mathematics resources, tools, assignments, and scores—all in one place!

Your teacher will give you a username and password. Enter your username and password, and then click **Sign In** to get started.



**SAVVAS**

Savvas Sign In

Username

Password

[Forgot your username or password?](#) **Sign In** →

**SAVVAS EasyBridge Plus & Auto** ?

Copyright © 2020 Savvas Learning Company LLC. All rights reserved. License Agreement | Privacy Statement

The first time you sign in you'll need to select some options.

**Step 1:** Choose your preferred language from the menu.




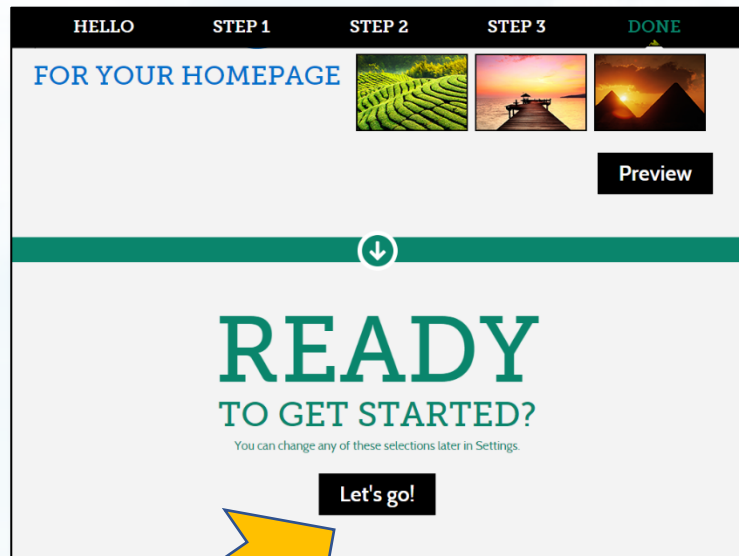
**Step 2:** Choose a profile icon that makes you smile.



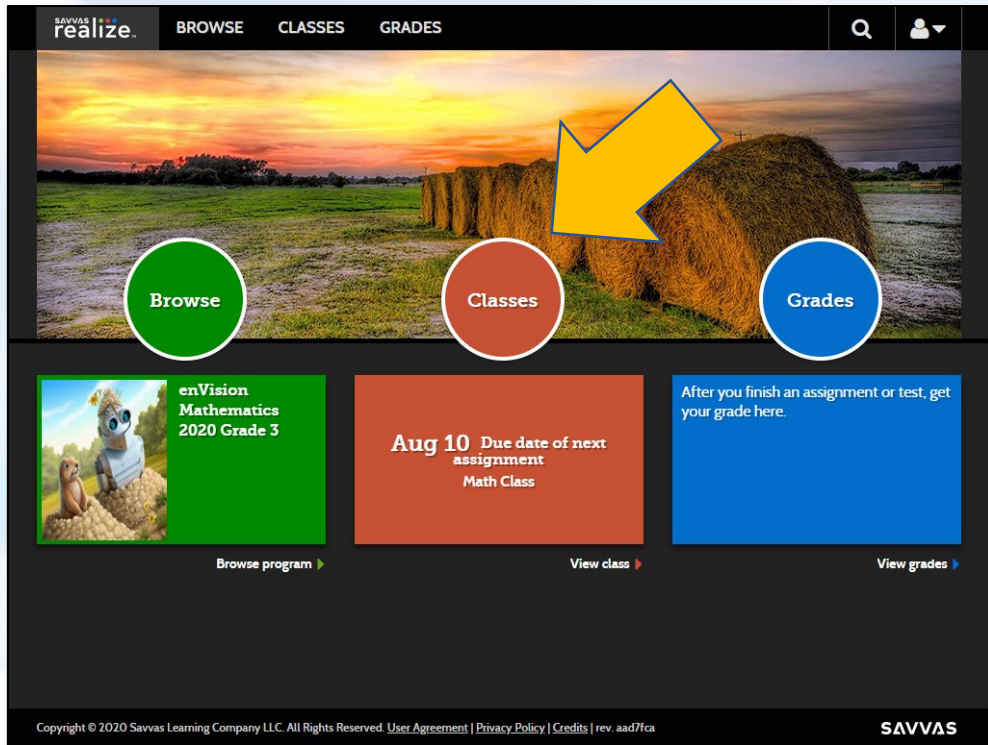
**Step 3:** Select a background image for your Savvas Realize homepage.



**Step 4:** Click **Let's go!** to get started with enVision Mathematics.



# Welcome to your homepage!




- **Browse:** Click here to see all the great **enVision** Mathematics resources for your grade level.
- **Classes:** Click here to see the assignments from your teacher.
- **Grades:** Click here to see your scores.

Let's click **Classes** for now!



The Classes page lists the assignments that are ready for you to work on.



Math Class

Assignments Discuss

Not started (3) In progress (0) Completed (0)

1 - 3 of 3 assignments Due Date ▾

	Grade 3 Online Readiness Test	08/10/20 11:59pm
	Topic 1: Review What You Know	08/13/20 11:59pm
	Topic 1: Today's Challenge	08/13/20 11:59pm

eText & Tools

- Interactive Student Edition: Grade 3
- Interactive Additional Practice: Grade 3
- Student Edition: Grade 3
- eText del Libro del estudiante: Grado 3
- Grade 3: Game Center
- Grade 3: Centro de juegos

Click **In progress** to see the assignments you already started or click **Completed** to see the work that you've already done.

Math Class

Assignments Discuss

Not started (3) In progress (0) Completed (0)

1 - 3 of 3 assignments Due Date ▾

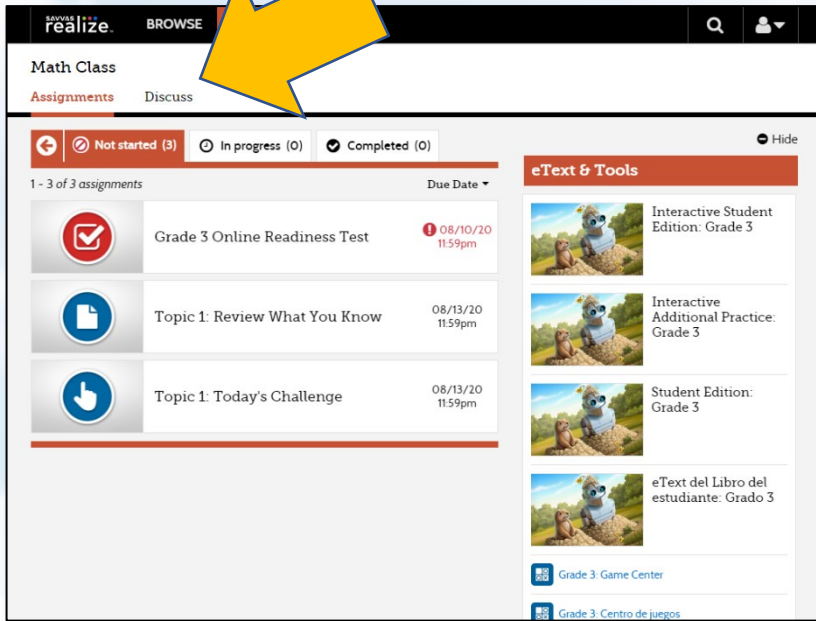
	Grade 3 Online Readiness Test	08/10/20 11:59pm
	Topic 1: Review What You Know	08/13/20 11:59pm
	Topic 1: Today's Challenge	08/13/20 11:59pm

eText & Tools

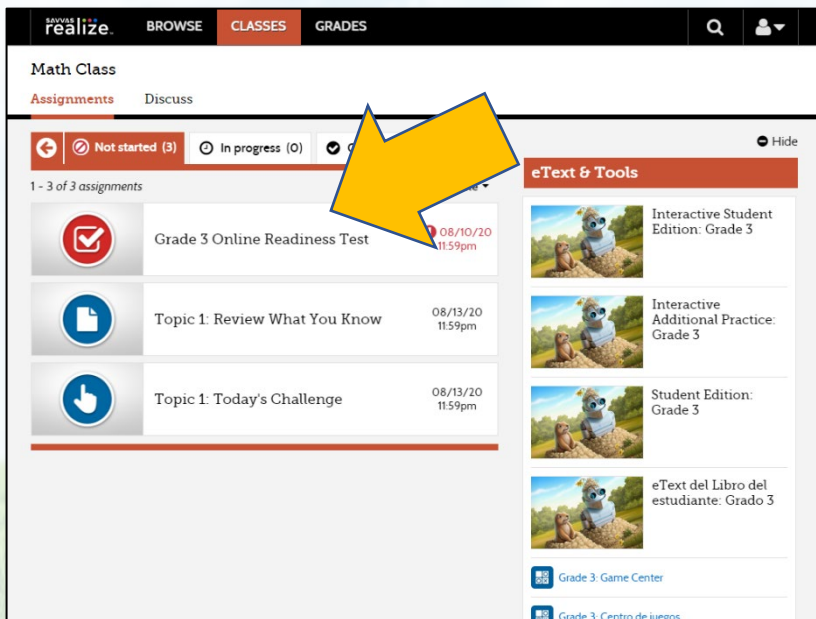
- Interactive Student Edition: Grade 3
- Interactive Additional Practice: Grade 3
- Student Edition: Grade 3
- eText del Libro del estudiante: Grado 3
- Grade 3: Game Center
- Grade 3: Centro de juegos



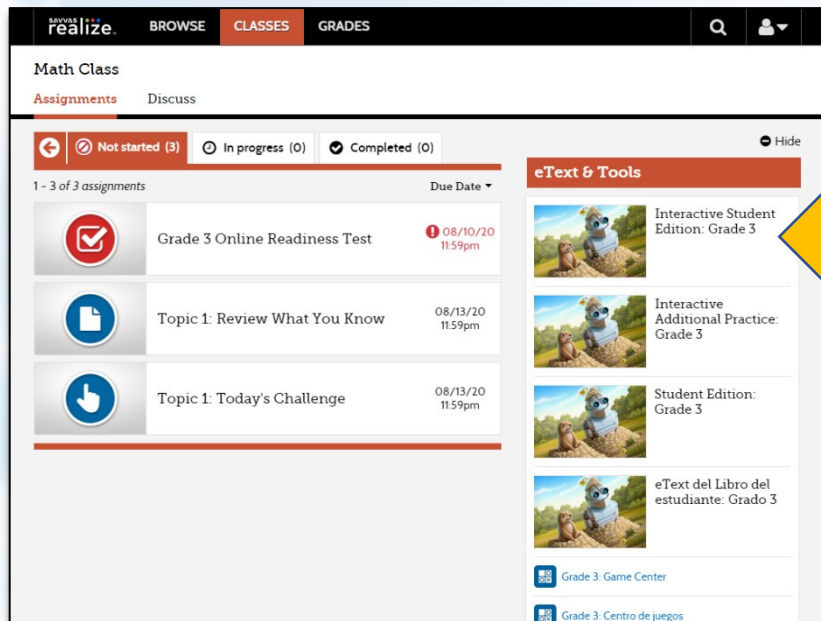
Your teacher might send you questions for class discussions. Click **Discuss** to see these questions.



When you're ready to work on an assignment or answer a discussion question, click it to get started.

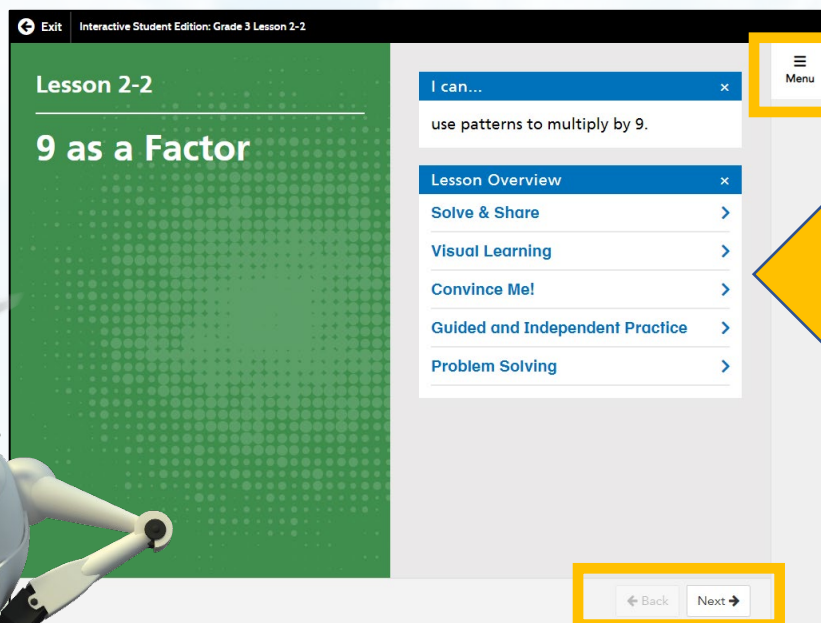


What if you need some help? Find your Student Edition eText on the Classes page. Click the link to open your eText.




The screenshot shows the 'Math Class' page on the 'realize' platform. The page is divided into several sections. At the top, there are navigation tabs for 'BROWSE', 'CLASSES', and 'GRADES'. Below this, the page title is 'Math Class' with sub-tabs for 'Assignments' and 'Discuss'. A progress bar shows 'Not started (3)', 'In progress (0)', and 'Completed (0)'. Below the progress bar, there is a list of assignments with columns for 'Due Date' and 'Status'. The assignments listed are 'Grade 3 Online Readiness Test' (due 08/10/20), 'Topic 1: Review What You Know' (due 08/13/20), and 'Topic 1: Today's Challenge' (due 08/13/20). To the right of the assignments is an 'eText & Tools' sidebar. This sidebar contains several links, including 'Interactive Student Edition: Grade 3', 'Interactive Additional Practice: Grade 3', 'Student Edition: Grade 3', and 'eText del Libro del estudiante: Grado 3'. A yellow arrow points to the 'Interactive Student Edition: Grade 3' link.

Click the **Back** and **Next** buttons to flip the pages or click each lesson part. Click the **Menu** button to see more options.



The screenshot shows the 'Interactive Student Edition: Grade 3 Lesson 2-2' page. The page is divided into two main sections. The left section has a green background and contains the lesson title 'Lesson 2-2' and the main topic '9 as a Factor'. The right section has a white background and contains a sidebar with several options: 'I can...' (with a close button), 'Lesson Overview', 'Solve & Share', 'Visual Learning', 'Convince Me!', 'Guided and Independent Practice', and 'Problem Solving'. A yellow arrow points to the 'Menu' button in the top right corner of the sidebar. At the bottom of the page, there are 'Back' and 'Next' buttons, which are also highlighted with a yellow arrow.





Looking for more fun stuff? Check out the Game Center and Math Tools on the Classes page.

The screenshot shows the 'Math Class' page on the Savvas Realize platform. At the top, there are navigation tabs for 'BROWSE', 'CLASSES', and 'GRADES'. Below the navigation, there are tabs for 'Assignments' and 'Discuss'. A progress bar indicates 'Not started (3)', 'In progress (0)', and 'Completed (0)'. A table lists three assignments:

Assignment	Due Date
Grade 3 Online Readiness Test	08/10/20 11:59pm
Topic 1: Review What You Know	08/13/20 11:59pm
Topic 1: Today's Challenge	08/13/20 11:59pm

To the right, the 'eText & Tools' section lists several resources:

- Interactive Student Edition: Grade 3
- Interactive Additional Practice: Grade 3
- Student Edition: Grade 3
- Grade 3 Game Center
- Grade 3. Centro de juegos

A large yellow arrow points from the 'Grade 3 Game Center' link to the right.

All done with your assignments? Click **Grades** on your homepage to see how you're doing!

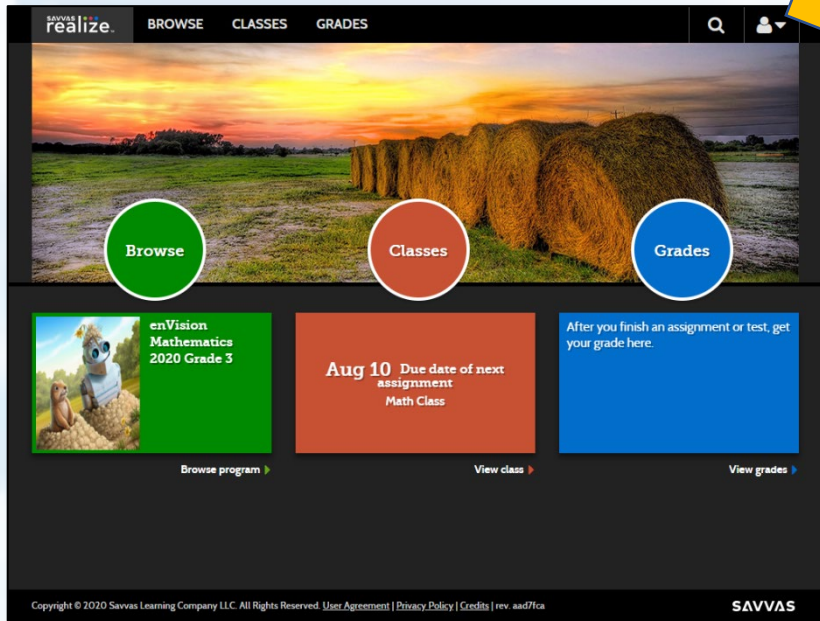
The screenshot shows the Savvas Realize homepage. At the top, there are navigation tabs for 'BROWSE', 'CLASSES', and 'GRADES'. Below the navigation, there are three circular buttons: 'Browse' (green), 'Classes' (red), and 'Grades' (blue). A large yellow arrow points to the 'Grades' button. Below the buttons, there are three main content areas:

- enVision Mathematics 2020 Grade 3** (green background) with a 'Browse program' link.
- Aug 10 Due date of next assignment Math Class** (red background) with a 'View class' link.
- After you finish an assignment or test, get your grade here.** (blue background) with a 'View grades' link.

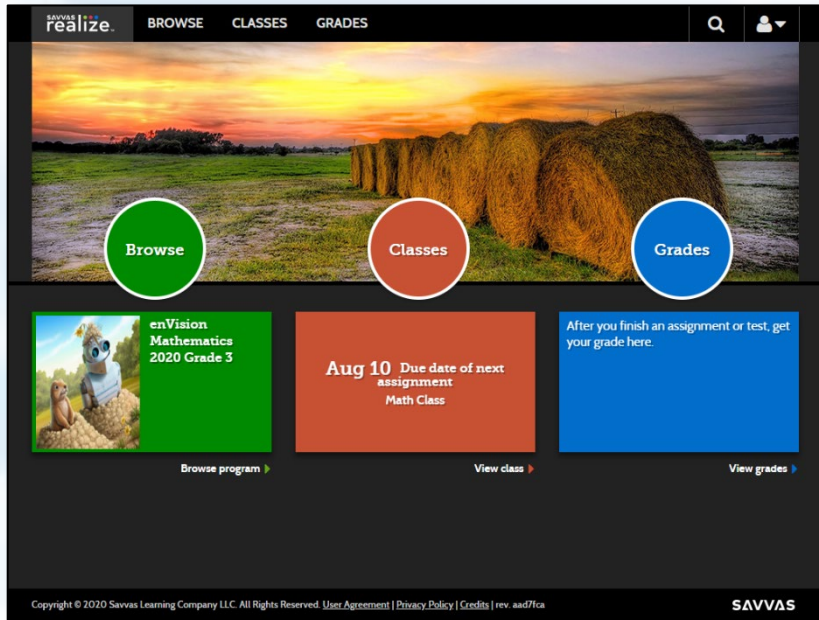
At the bottom, there is a copyright notice: 'Copyright © 2020 Savvas Learning Company LLC. All Rights Reserved. User Agreement | Privacy Policy | Credits | rev. aad71ca' and the SAVVAS logo.



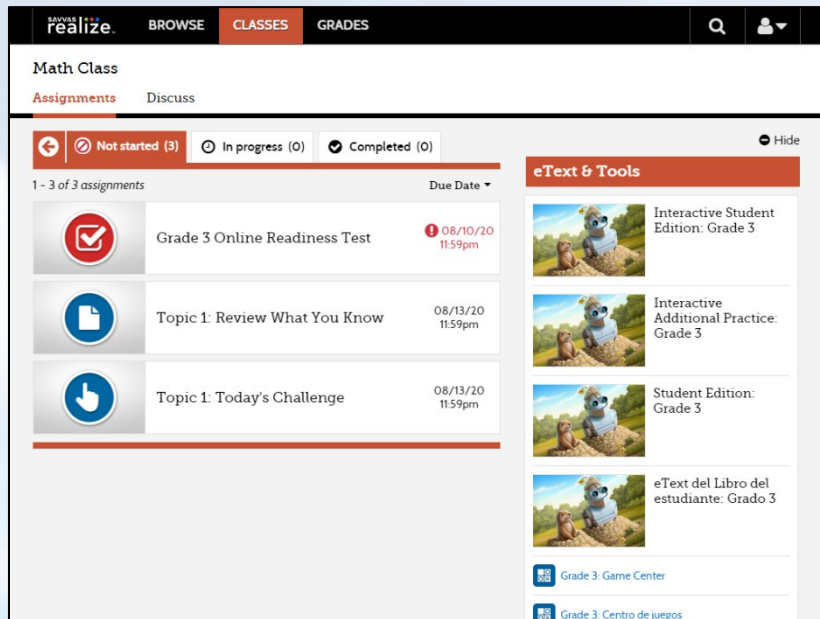
When you're done for the day, click the person icon and select **Sign out** from the drop-down menu.



# Let's see what you've learned about enVision Mathematics and Savvas Realize!



1. On your homepage, where can you find your scores? Draw a **circle** around the area where you should click.
2. It's time to sign out! Draw a **square** around the area where you should click.
3. Where can you find assignments, the Game Center, and your Student Edition eText? Draw a **rectangle** around the area where you should click.



4. On the Classes page, put a **star** next to the first assignment you need to do.
5. Where can you see discussion questions from your teacher? Draw a **triangle** around the area where you should click.
6. Where is the list of assignments you already finished? Draw a **rectangle** around the area where you should click.
7. It's time to play a game! Draw an **oval** around the area where you should click.
8. You need to finish an assignment that you already started. Draw a **heart** around the area where you should click.

9. You're ready to open your Student Edition eText. Draw an **arrow** next to the area where you should click.

The screenshot shows the 'realize' student interface. At the top, there are navigation tabs for 'BROWSE', 'CLASSES', and 'GRADES'. Below this, the page is titled 'Math Class' with sub-tabs for 'Assignments' and 'Discuss'. A progress bar indicates 'Not started (3)', 'In progress (0)', and 'Completed (0)'. A table lists three assignments: 'Grade 3 Online Readiness Test' (due 08/10/20), 'Topic 1: Review What You Know' (due 08/13/20), and 'Topic 1: Today's Challenge' (due 08/13/20). On the right, an 'eText & Tools' sidebar lists 'Interactive Student Edition: Grade 3', 'Interactive Additional Practice: Grade 3', 'Student Edition: Grade 3', and 'eText del Libro del estudiante: Grado 3'. At the bottom of the sidebar are links for 'Grade 3 Game Center' and 'Grade 3 Centro de juegos'.

10. In your eText, where should you click to turn to the next page? Draw a **smiley face** next to the area where you should click.

The screenshot shows the 'Interactive Student Edition: Grade 3 Lesson 2-2' interface. The main content area is green and displays 'Lesson 2-2' and '9 as a Factor'. On the right, a sidebar contains a 'Menu' with options: 'I can... use patterns to multiply by 9.', 'Lesson Overview', 'Solve & Share', 'Visual Learning', 'Convince Me!', 'Guided and Independent Practice', and 'Problem Solving'. At the bottom, there are 'Back' and 'Next' navigation buttons.

**enVision**<sup>®</sup> Mathematics

Have a great  
school year!



**SAVVAS**  
LEARNING COMPANY

Copyright © 2020 Savvas Learning Company LLC All Rights Reserved. **Savvas**<sup>™</sup> and **Savvas Learning Company**<sup>™</sup> are the exclusive trademarks of Savvas Learning Company LLC in the US and in other countries. Pearson and Pearson logo are registered trademarks of Pearson Education, Inc.